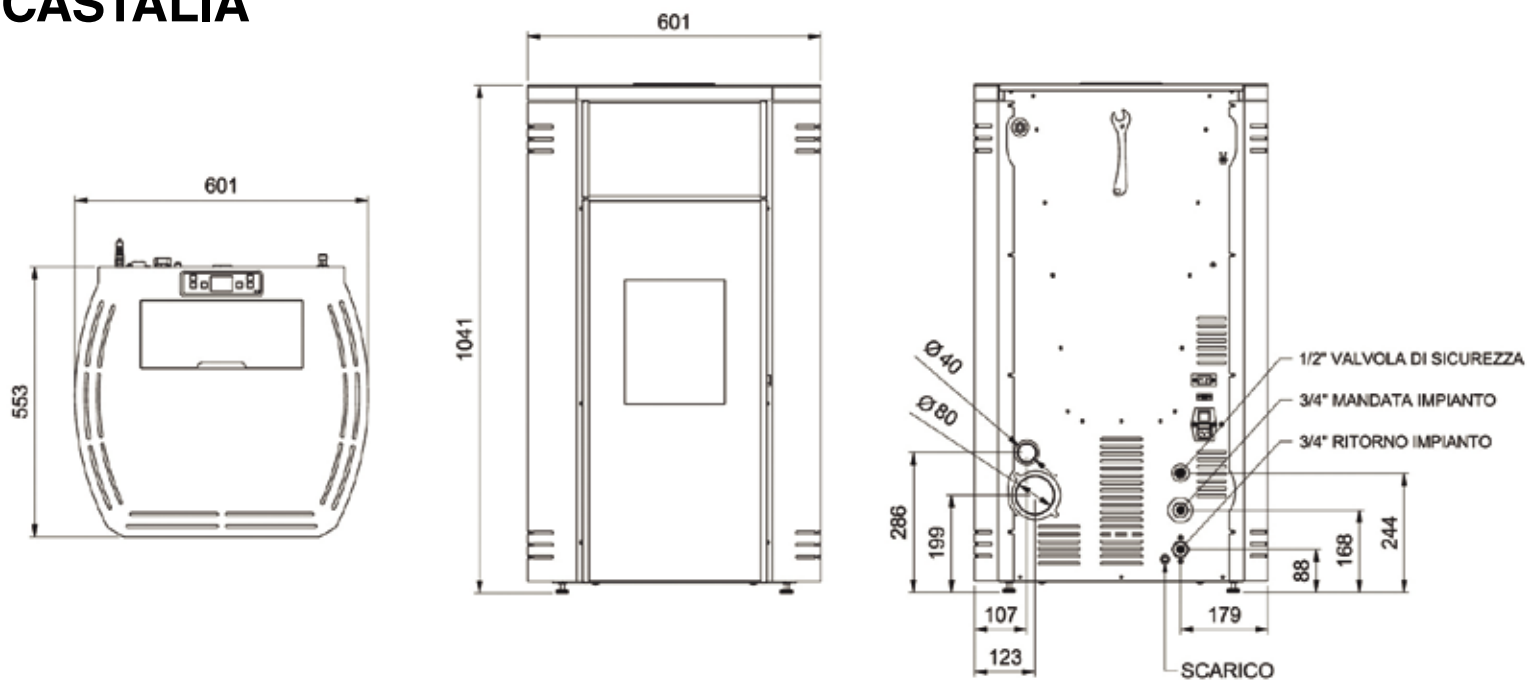






# CASTALIA



		<b>14</b>	<b>18</b>	
	Potenza introdotta <i>Global thermal power</i>	kW	14,5	18,5
	Potenza termica nominale <i>Thermal nominal power</i>	kW	12,9	16,0
	Resa all'acqua <i>Water power</i>	kW	9,6	11,8
	Resa all'ambiente <i>Environmental power</i>	kW	3,2	4,2
	Rendimento <i>Output</i>	%	88,7	86,6
	Consumo orario pellet <i>Hourly consumption pellet</i>	Kg/h	3,04	3,88
	Diametro scarico fumi <i>Diameter flue outlet</i>	mm	Ø 80	Ø 80
	Volumetria consigliata max <i>Max recommended volumetry</i>	m <sup>3</sup>	365	455
	Capacità serbatoio pellet <i>Capacity of pellet tank</i>	Kg	23	23
	Peso <i>Weight</i>	Kg	124	124



Bianco  
*White*



Bordeaux  
*Bordeaux*



Nero  
*Black*

I colori e le finiture qui riportati devono ritenersi puramente indicativi. - Colours and finishes shown here are merely indicative.